

S. TULI & Co.

CHARTERED ACCOUNTANTS

8, HALWASIA COURT,

HAZRATGANJ,

LUCKNOW - 226 001 (U.P.)

E-mail: stuliandcompany@hotmail.com

Telefax Off.0522 { 4011580
3012235
2231453

Mobile : 9839014345
9336256000
9839016150



People's Action for National Integration - PANI

530, Sai Sadan, Civil Lines, Near J.B. School,

Distt. Faizabad (UP) - 224 001

CONSOLIDATED AUDIT STATEMENT

for the year

"2017-18"

4. INDEPENDENT AUDITOR'S REPORT

S. TULI & Co.
CHARTERED ACCOUNTANTS

8-HALWASIA COURT, HAZARATGANJ,
 LUCKNOW, 226001 (UP)
 Telefax Off. 0522-4011580/3012235/2231453
 Mob. 09839014345, 9336256000, 9839016150

To
 The Secretary (Chief Functionary)
 People's Action for National Integration-PANI
 Plot No. 530, Civil Lines (Near JB Polytechnic, Gaddopur Road)
 Faizabad-224 001, U.P., India

Independent Auditors' Report

Report on Financial Statements

We have audited the accompanying financial statements of PANI, Faizabad which comprise the consolidated Receipts & Payments, Income & Expenditure Account and organizational Balance Sheet as at 31st March 2018.

Management's Responsibility for the Financial Statements

The Management of the organization is responsible for the preparation and the true and fair presentation of these financial statements in accordance with Indian Generally Accepted Accounting Principles and standards. This responsibility includes designing, implementing and maintaining internal control relevant to the preparation and the true and fair presentation of financial statements that are free from material misstatement, whether due to fraud or error, selecting and applying appropriate accounting policies; and making accounting estimates that are reasonable in the circumstances.

Auditor's Responsibility

Our responsibility is to express our opinion on these financial statements based on our audit. We conducted our audit and this report is made solely to you, as a body, in accordance with the standards on Auditing issued by the Chartered Accountants of India, which require that we comply with ethical requirements and plan and perform the audit to obtain reasonable assurances as to whether the financial statements are free from material misstatement.

Our audit involves performing procedures to obtain audit evidence about the amounts and disclosures in the financial statements. The procedures selected depend on the auditor's judgment, including the assessment of the risks of material misstatement of the financial statements, whether due to fraud or error. In making those risk assessments; the auditor considers internal control relevant to the organizational preparation and true and fair presentation of the financial statements in order to design Procedures that are appropriate in the circumstances. our audit also includes evaluating the appropriateness of accounting policies and internal control made by the management, as well as evaluating the overall presentation of the financial statements.

Opinion

We believe that the evidences we have obtained while our audit is sufficient and appropriate to provide a basis for our audit opinion as below;

In our opinion Proper books of accounts have been kept by the society as far as appears from our examination of the books of accounts. The financial statements dealt by this report are in agreement with the presented books of accounts. In our opinion and to the best of our knowledge on the basis of necessary explanations given to us for the purpose of Audit, the financial statements give a true and fair view in the manner required and in accordance with the accounting standards and principles generally accepted in India.

- a. In the case of Balance Sheet of the State of Affairs of the Society as at 31st March 2018; and
- b. In the case of Income & Expenditure Account, of the surplus for the Year ended on that date.

PLACE: LUCKNOW
 DATE: 25.07.2018

FOR S. TULI & Co.
 CHARTERED ACCOUNTANTS
 FRN. NO. 000438C

P.K. UPPAL
 PARTNER
 M. No. 74231



3. GENERAL EXPLANATORY NOTES

3.1 Notes/ Statement on the objectives and activities

People's Action for National Integration – PANI, is a social development organization working in underdeveloped regions of Uttar Pradesh in India over 32 years to create positive and enduring change in lives of communities living in abject poverty and undue inequality. It was founded in 1986 and registered in 1989. Its genesis is deeply rooted in Gandhian thought of rural development. Therefore the Gandhian ideology of integrated rural reconstruction is the key guiding principle. PANI does this through implementing well contemplated and intended programmes in Child Development, Health, Nutrition & WASH, Sustainable Livelihoods, Gender and Governance, Natural Resource Management and Climate Change themes. The core of the program implementation lies in community action and empowerment of powerless.

Vision

PANI envisions itself as a medium for building an inclusive society that prospers in harmony with its surroundings.

Mission

PANI's mission is to empower people so that they have greater control over their life situations and take responsibility to make a world that is mutually rewarding.

Descriptions on the Programs/Projects

Thematic Vertical: Health, Nutrition and WASH : Health, Nutrition and WASH is one of the major program sectors of PANI and maternal and child health has been entry point in community since its inception. PANI has been working on community health with focus on reproductive health, child health, adolescent health and WASH since 1989. The program focus is to empower the underserved and marginalized people through effective individual, household & community actions for achieving optimal and sustainable health care and nutrition services without any discrimination. Major focus is on Reproductive, Maternal, Neonatal and Child Health + Adolescent Health. PANI coordinates and collaborates with govt health departments to ensure the delivery of health and nutrition services. PANI also organizes health camps for specific health care needs of women and adolescent girls. PANI is coordinating and promoting the awareness on WASH components and promoting the construction and use of low cost toilets.

Integrated Child Development: The cycle of poverty disproportionately impacts the rightful opportunities and capabilities of children to grow and experience life. In its approach to development PANI places rights of children at the centre stage and make efforts to enable them to break the cycle of denial and patterns of discrimination. Through various initiatives, we make efforts to improve their health, increase their nutrition, reduce mortality and morbidity, provide better learning opportunities, and remove the limitations to poor or no education. The objective is to ensure that children – both girls and boys - grow up and live in a safe and enabling environment where all are respected, protected and empowered against various forms of abuse and exploitation.

Gender & Governance: Life of women and girls is depending upon old age customs and practices. These customs and practices have deprived them to equal opportunity at every level. PANI recognized the challenge of roots of gender based inequality and initiate on this major issue. PANI has been working gender and governance with focus of women empowerment and involvement in local governance. We are working for empowerment of women and girls through collectivization of the women & girls and develop platform for their collective voices for ensuring entitlements related to work, food, healthcare, nutrition and sanitation.

Sustainable livelihood: Strengthening livelihoods of people is one of the core areas in which PANI works. Providing for the physical and social well being of the communities and security against impoverishment is the main objective. We are working for agriculture based livelihoods, skill enhancement and micro-enterprise (goatry, poultry and vegetables cultivation etc) development.

Climate Change and Natural Resource Management: Natural resources such as fresh water & minerals, and the biological resources of the land & water ecosystems provide the basis for human survival and development. But the increasing demands on these resources, and decrease in availability, emphasize the need for a coordinated approach to sustainable management. PANI is committed to the sustainable use and management of natural resources and thus, consciously, envisions a society that prospers in harmony with its surroundings.

3.2 Notes on Financial Statements

3.2.1 Accounting principles for the financial statements

a) Preparation of financial statements and Basis of accounting

The financial statements are prepared in accordance with the Financial Policies, procedures and Rules of PANI and in accordance with the generally accepted accounting standards in India in accordance with historical cost conventions. The society follows the Cash Basis of Accounting and the Values presented in the financial statements are in Indian rupees. The financial statements are presented in line with the formats agreed by the executive committee (governing board) of PANI.

b) Reporting/ Financial period

The financial statements are prepared on the basis of financial year starting from 1st April 2017 and ending on 31st March 2018.



c) Fund Accounting for earmarked funds

PANI receives ear-marked funds for the specific programme/projects. As they are ear-marked/ restricted funds, these funds are accounted and utilized in accordance with its designated purposes/ Budget and in time period specified by the donors. Separate books of accounts are maintained for each of these funds. Undisbursed funds are shown separately in the Balance sheet.

d) Recognition of Foreign Currencies:

The recognition and transactions of Foreign Currencies are done through the Designated Bank Account approved under the Foreign Contribution Regulation Act 2010. Transactions of foreign currencies are accounted and reported in the financial statements at the rate of exchange value on the date of transaction in Indian rupees.

e) Expenses on organizational Objectives:

The amount spent is bifurcated under the organizational objectives like, Health, Nutrition & WASH, Integrated Child Development, Gender, Governance and Women Empowerment, Livelihood Enhancement and Natural Resource Management & Climate Change.

f) Legal /Statutory Compliances:

The financial statements are prepared in accordance and complying with the norms and conditions under the Income Tax Act 1961 and the Foreign Contribution (Regulation) Act 2010.

g) Income Taxes:

The organization qualifies for tax-exemption under the section 12A of the Income Tax Act 1961 as a charitable organization.

h) Budgetary control:

Detailed budgeting breakdowns as per the programs and norms and conditions laid by the donor agencies enable us to make necessary financial management decisions that the costs remain within the budget.

i) Fixed Assets:

Fixed assets are recorded in the financial statement at the historical cost less depreciation.

j) Depreciation:

Depreciation on the Fixed Assets has been applied on the written down method as per the rates prescribed under the Income Tax Act 1961.

k) Contingent Liabilities:

No contingent liabilities for the year have come into the notice of the management.

l) Accumulation of Income (Surplus):

Income & Expenditure Account for the year ending 31st March 2018 shows accumulation of revenue surplus of Rs.15,43,577.30

m) Bank Reconciliation Statement

Saving bank accounts have been duly reconciled at the end of the reporting period and there was no long outstanding debit/credit entry in the bank reconciliation statement.

n) Cash In-Hand and cash at Bank (Balance Confirmation)

The total cash in hand as on 31st March 2018 is Rs.82,386.36, The Cash at bank as on 31st March 2018 is Rs. 86,27,707.05 and an Imprest Balance with projects is Rs 99,32,484.12

3.2.2 Accounting principles for the Income & Expenditure Statement

a) General

The result of income and expenditure account is defined as the difference between the income generated and amount utilized during the year.

b) Income from General donations

Income from General donations consists of the donations and other contributions by individuals and third parties without any specific purpose. These funds are accounted for the use of general administration and management to achieve the aims and objectives of PANI.

c) Income from Bank and FDR Interest

Income from Bank and FDR Interest includes the interest earned out of the fund in FFDs (Flexi Fixed Deposits), interest on income tax(TDS) deducted on interest and also as well as from the interest bearing saving bank accounts. PANI does not invest in any shares, bonds or mutual funds which are subject to market risks.

d) Management and Administrative Expenditures

Management and Administrative Expenditures includes costs related to the general administration as well as internal governance of the organizations for the smooth execution of its aims and objectives.



RECEIPTS	March 31, 2018	March 31, 2017
To OPENING BALANCES:		
(As per books of accounts)		
Cash in Hand	82,216.36	23,344.00
Cash in Hand with Projects	23,447,903.64	17,266.36
Cash at Bank	16,620,764.15	25,415,991.33
Imprest with projects	63,331.14	26,113,597.14
FDR with P.N.B	67,179.00	82,195.00
Autosweep with Bank	649,850.00	488,600.00
	40,931,244.29	52,140,993.83
(i) GENERAL ACCOUNT		
To Contribution for General Fund	709,072.00	991,269.00
To Contribution for training	943,769.00	240,375.00
To Contribution from board member	-	126,000.00
To Honorarium of Thematic expert	300,000.00	300,000.00
To Honorarium of CMG Member	-	420,000.00
To Institutional charges	631,000.00	-
To Mess receipt	-	265,354.00
To Organizational support cost	942,000.00	464,885.00
To Donations received	20,464.38	260,999.25
To Membership fees received	2,100.00	2,300.00
To Venue Charges	-	592,375.00
To Community Contribution	172,500.00	18,645.00
To Audit fees received (Project)	141,100.00	105,260.00
To Received office rent	147,400.00	-
To Contribution received for HR Consultant	92,943.00	-
To Contribution for Annual Worker's Meet	101,793.00	-
To BANK INTEREST		
On SB A/c	88,695.92	69,295.54
On Autosweep A/c	115,016.00	116,920.00
	203,711.92	186,215.54
To Grant for Projects (As per lists)	43,998,148.00	45,290,523.68
To Grant refund from sub-partner	31,500.00	703,744.41
To Professional fees of HR Consultant (Project)	-	145,000.00
To PROJECT INTEREST & OTHER RECEIPTS		
Migration	-	169,756.00
Sujalam Sufalam initiative	426,878.75	437,763.00
Community Health Project	2,219.75	42,902.00
Empowering Adolescent Girls-EAG	532,608.00	430,164.00
ABF Program U.P.	24,668.00	3,836.00
Childline Foundation Project	19,943.00	7,066.00
FASAL Project-II	-	12,207.00
Community Health Care Service Delivery Prog	54,980.75	131,733.07
IFLD Project	12,915.00	7,210.00
	1,074,213.25	1,242,637.07
To INCOME JAY PRABHA NANHI DUNIYA		
FEE FROM STUDENTS		
Fee From Students- JPND Ambedkar Nagar	772,750.00	911,440.00
Fee From Bus- JPND Shastrigram, Ambedkar Nagar	90,200.00	1,120.00
Bank Interest on S.B .A/c	1,186.00	3,848.00
	864,136.00	916,408.00
To Current Liabilities		
Empowering Adolescent Girls - EAG	-	-
Childline Foundation Project	-	-
Sundry Creditors	-	30,498.00



PAID ERW				
Staff Salary Payble	-		169,600.00	
Loan From Sri Bharat Bhushan Ji	-	-	30,000.00	230,098.00
To LOAN REPAYMENT FROM PAHEL:				
Loan Refund		250,000.00		250,000.00
To INCOME TAX TDS REFUND				
TDS Refund	626,375.00		296,361.00	
Interest on TDS refund	80,015.00	706,390.00	34,089.00	330,450.00
SUNDRY DEBTORS RECEIVED				
ABF Program	78,360.00		-	
Childline project	866.00		-	
LEEP India	10,000.00	89,226.00	-	
To CURRENT LIABILITIES				
Childline Foundation Project	157,808.00		370,393.00	
PAID RP	-		28,736.00	
SAKSHAM Project	-		1,840.00	
PLAN INDIA	-	157,808.00	12,273.00	413,242.00
To Sale of bus				147,540.00
(II) FOREIGN CONTRIBUTION ACCOUNT				
To CONTRIBUTIONS RECEIVED FOR (SOCIAL)				
(A) AGRICULTURAL ACTIVITY				
IPLD	-		1,369,000.00	
FASAL - II project	20,060,010.00		10,000,342.00	
ABF Prog. (SAKSHAM Project)	-		5,333,694.00	
IFMR	-		1,271,325.00	
(B) RURAL DEVELOPMENT				
PAID-RP	-		1,249,972.50	
PAID ERW	8,650,482.00		4,361,425.00	
CCCDP	11,210,271.75		18,025,100.00	
AGK	1,908,525.00		406,768.00	
FCDI	6,479,409.00		-	
ICDI	1,150,286.00		-	
Food Climate Change & Sustainable Development Dev.	200,900.00		45,000.00	
(C) HOLDING OF FREE MEDICAL / HEALTH / FAMILY / WELFARE / IMMUNISATION CAMPS				
Zinc ORS Project (CHAI)	-		1,203,487.00	
(D) WELFARE / EMPOWERMENT OF WOMEN				
AROH Project	22,269.00		225,339.00	
(E) WELFARE OF CHILDREN				
PANI-2880	7,160,539.92		6,612,211.82	
(F) OTHER ACTIVITIES				
F.C. General (Establishment)	1,013,990.34	57,856,683.01	-	50,103,664.32
To Bank Interest				
(A) Agricultural Activity				
IPLD	-		10,601.00	
FASAL - II project	220,947.37		440,487.00	
ABF Prog. (SAKSHAM Project)	-		4,500.00	
(B) Rural Development				
PAID ERW	36,423.39		20,116.00	
CCCDP	64,330.00		196,171.00	
Agarwal Gyan Kendra-AGK	7,230.24		-	
FCDI	132,235.34		-	
ICDI	15.00		-	
(C) Welfare of Children				
PANI-2880	48,303.00		31,979.00	
(D) Other Activities				
F.C. General (Establishment)	63,211.38	572,695.72	60,966.07	764,820.07
To Amount transfer to Rural Development(Paid ERW)				
From F.c General		115,367.00		2,911.64
To F.C. General (Establishment)				
PAID ERW	-		33,650.00	
CCCDP	-		456,725.00	490,375.00
TOTAL Rs.		151,055,264.57		157,146,085.81



PAYMENTS	March 31,2018	March 31,2017
GENERAL ACCOUNT		
By PERSONNEL COST:		
Salary to Staff	653,732.00	707,756.00
EPF contribution	155,500.00	137,597.00
	809,232.00	845,353.00
By PROGRAM COST:		
Annual Staff Celebration/Annual worker's Meet	242,407.00	58,974.00
Bal Diwas Celebration	1,860.00	810.00
Board Meeting expenses	3,194.00	1,709.00
Celebration of National Days	4,995.00	1,280.00
Finance & CMG Meeting expenses	3,339.00	9,549.00
Human Right day	1,610.00	1,500.00
PAID ERW Program exp.	229,050.00	75,000.00
PANI Sthapana Diwas	1,950.00	800.00
Paras Bhai Memorial Fellowship	81,000.00	60,000.00
People's Action Day	-	550.00
Capacity Building of staff	67,200.00	98,195.00
Community Mobilization	-	4,250.00
Hon of CMG member/Thematic expert	531,300.00	312,950.00
World Women's Day	3,250.00	2,275.00
Climate Change Summit (COP23)	176,360.00	-
Hon to HR Consultant & Orientation Exp.	94,325.00	-
Improving Lives of Poorest Program	-	254,779.00
Contribution to Airfrance/KLM Scholarship Program	-	150,000.00
Training fees	15,104.00	-
Shanti Sadbhawan Cycle Yatra	-	4,060.00
Transparancy Verification Charges	-	18,000.00
Visibility Promotion (Branding)	-	44,000.00
	1,456,944.00	1,098,681.00
By OVERHEAD COST:		
Bank charges	2,039.37	1,377.18
Electricity Charges	72,387.00	13,731.00
Fuel & Maintenance for Vehicle	330,104.00	317,020.00
Fuel & Maintenance for Motor Cycle	8,366.00	10,624.00
Advertisement	-	4,590.00
Insurance Cash in Transit	-	10,350.00
Maintenance of Xerox machine	-	12,450.00
CEO Travel	-	136,901.00
Mess Expenses	209,332.00	177,373.00
Misc. expenses	4,786.00	4,613.00
Office maintenance	9,350.00	40,605.00
Printing & Stataionary	7,037.00	149,285.00
Professional & audit fees	167,057.00	123,485.00
Purchase of diary	-	8,147.00
Staff Hospitality	7,951.00	19,821.00
Telephone and postage	10,467.00	29,099.00
Travel to Secretary	99,982.00	57,494.00
Travel to staff	109,150.00	59,690.00
Website renewal expenses	14,843.00	21,310.00
Accomodation/lodging charges	43,840.00	34,635.00
Office expenses	9,195.00	-
Building maintenance	2,095.00	-
Contribution paid for Training/Workshop	-	20,000.00
Hon. To Accounts Manager	-	15,000.00
Insurance for motor vehicle/others	101,724.00	74,535.00
Membership fees paid	25,100.00	9,000.00
Newspaper & Magazine	-	1,867.00
Office rent	91,700.00	6,750.00
Printing & developing Org. Broucher	-	7,000.00
Professional fees to HR Consultant	-	145,500.00
Deficit amount of TDS on projects	2,609.00	-
Validation/Accreditation fees	25,000.00	22,400.00
	1,354,114.37	1,534,652.18



PROGRAM COST				
Celebration of Independence Day	2,840.00		1,120.00	
Pasas Bhai Remembrance Day	550.00		350.00	
Fees for Digital Class	125,502.00		-	
Program Activity	3,078.00	131,970.00	17,904.00	19,374.00
By Vehicle hire charge		80,000.00		118,324.00
By Current Liabilities-Paid				
Sundry Creditors	30,498.00		186,498.00	
Staff Salary Payble	169,600.00		124,500.00	
ABF Program U.P	346,911.00		-	
COMMUNITY HEALTH PROJECT	4,296.89		-	
Childline Foundation Project	370,393.00		-	
Girl's Scholarship Program for Azamgarh	120,242.00		-	
Loan From Sri Bharat Bhushan Ji	30,000.00	1,071,940.89	42,000.00	352,998.00
(II) FOREIGN CONTRIBUTION ACCOUNT				
By EXPENSES INCURRED IN PROJECTS : (SOCIAL)				
(A) AGRICULTURAL ACTIVITY				
IFLD Project	-		1,404,906.17	
ABF Prog. (SAKSHAM Project)	158,675.00		8,444,163.00	
FASAL - II project	25,113,809.00		18,620,275.93	
IFMR	-		1,262,745.00	
(B) RURAL DEVELOPMENT				
PAID-RP			1,177,788.34	
CCCDP Project	14,406,574.43		17,962,156.31	
Food Climate Change & Sustainable Development Dev.	251,800.00		46,226.00	
PAID ERW	9,110,548.00		4,066,851.00	
MAST Program	2,583.00			
AGK	1,551,272.00		358,662.00	
FCDI	6,611,644.34		-	
ICDI	682,557.20		-	
HOLDING OF FREE MEDICAL/HEALTH/FAMILY				
(C) WELFARE/IMMUNIZATION CAMPS				
DAZT Project	14.93		-	
(D) HOLDING OF FREE MEDICAL / HEALTH / FAMILY / WELFARE / IMMUNISATION CAMPS				
Zinc ORS Project	-		1,243,205.00	
(E) WELFARE / EMPOWERMENT OF WOMEN				
AROH Project	-		228,619.00	
(F) WELFARE OF CHILDREN				
PANI-2880	7,814,112.65		5,428,021.43	
(G) OTHER ACTIVITIES:				
F.C. General Purpose (Establishment)	560,310.00	66,263,900.55	133,364.64	60,376,983.82
By CLOSING BALANCES :				
(As per books of accounts)				
Cash in Hand	82386.36		82,216.36	
Cash in Hand with Projects (As per List)	9,867,224.12		23,447,903.64	
Cash at Bank & Autosweep (As Per List)	8529086.26		16,620,764.15	
With PNB SB A/c No.- 019400010000346589(JPND)	98,620.79		63,331.14	
Imprest with projects (as per list)	65,260.00		67,179.00	
FDR with P.N.B (As per List)	2062519	20705096.53	649,850.00	40,931,244.29
TOTAL Rs.		151,055,264.57		157,146,085.81

AUDITOR'S REPORT

"As per our separate report of even date"

[Signature]

CHARTERED ACCOUNTANTS
AUDITOR'S

PLACE: LUCKNOW
DATE: 25.07.2018



CONSOLIDATED STATEMENT OF INCOME & EXPENDITURE FOR THE YEAR ENDING 31.03.2018

INCOME	March 31,2018	March 31,2017
(I) GENERAL ACCOUNT		
To Contribution for General Fund	709,072.00	991,269.00
To Contribution for training	943,769.00	240,375.00
To Contribution from board member	-	126,000.00
To Honorarium of Thematic expert	300,000.00	300,000.00
To Honorarium of CMG Member	-	420,000.00
To Institutional charges	631,000.00	-
To Mess receipt	-	265,354.00
To Organizational support cost	942,000.00	464,885.00
To Donations received	20,464.38	260,999.25
To Membership fees received	2,100.00	2,300.00
To Venue Charges	-	592,375.00
To Community Contribution	172,500.00	18,645.00
To Audit fees received (Project)	141,100.00	105,260.00
To Received office rent	147,400.00	-
To Contribution received for HR Consultant	92,943.00	-
To Contribution for Annual Worker's Meet	101,793.00	-
To BANK INTEREST		
On SB A/c	88,695.92	69,295.54
On Autosweep A/c	115,016.00	116,920.00
To Professional fees of HR Consultant (Project)	203,711.92	186,215.54
To INCOME JAY PRABHA NANHI DUNIYA FEE FROM STUDENTS		
Fee From Students- JPND Ambedkar Nagar	772,750.00	911,440.00
Fee From Bus- JPND Shastrigram, Ambedkar Nagar	90,200.00	1,120.00
Bank Interest on S.B .A/c	1,186.00	3,848.00
	864,136.00	916,408.00
To Interest on TDS refund	80,015.00	34,089.00
(II) FOREIGN CONTRIBUTION ACCOUNT		
To CONTRIBUTIONS RECEIVED FOR (SOCIAL)		
To Other Activities		
F.C. General (Establishment)	63,211.38	60,966.07
To Amount transfer to Rural Development(Paid ERW) From F.c General	1,013,990.34	-
To F.C. General (Establishment)		
PAID ERW	-	33,650.00
CCCDP	-	456,725.00
	-	490,375.00
TOTAL Rs.	6,429,206.02	5,620,515.86

EXPENDITURE	March 31,2018	March 31,2017
(I) GENERAL ACCOUNT		
By PERSONNEL COST:		
Salary to Staff	653,732.00	707,756.00
EPF contribution	155,500.00	137,597.00
	809,232.00	845,353.00



By **PROGRAM COST:**

Annual Staff Celebration/Annual worker's Meet	242,407.00	58,974.00	
Bal Diwas Celebration	1,860.00	810.00	
Board Meeting expenses	3,194.00	1,709.00	
Celebration of National Days	4,995.00	1,280.00	
Finance & CMG Meeting expenses	3,339.00	9,549.00	
Human Right day	1,610.00	1,500.00	
PAID ERW Program exp.	229,050.00	75,000.00	
PANI Sthapana Diwas	1,950.00	800.00	
Paras Bhai Memorial Fellowship	81,000.00	60,000.00	
People's Action Day	-	550.00	
Capacity Building of staff	67,200.00	98,195.00	
Community Mobilization	-	4,250.00	
Hon of CMG member/Thematic expert	531,300.00	312,950.00	
World Women's Day	3,250.00	2,275.00	
Climate Change Summit (COP23)	176,360.00	-	
Hon to HR Consultant & Orientation Exp.	94,325.00	-	
Improving Lives of Poorest Program	-	254,779.00	
Contribution to Airfrance/KLM Scholarship Program	-	150,000.00	
Training fees	15,104.00	-	
Shanti Sadbhawan Cycle Yatra	-	4,060.00	
Transparency Verification Charges	-	18,000.00	
Visibility Promotion (Branding)	-	44,000.00	1,098,681.00
		1,456,944.00	

By **OVERHEAD COST:**

Bank charges	2,039.37	1,377.18	
Electricity Charges	72,387.00	13,731.00	
Fuel & Maintenance for Vehicle	330,104.00	317,020.00	
Fuel & Maintenance for Motor Cycle	8,366.00	10,624.00	
Advertisement	-	4,590.00	
Insurance Cash in Transit	-	10,350.00	
Maintenance of Xerox machine	-	12,450.00	
CEO Travel	-	136,901.00	
Mess Expenses	209,332.00	177,373.00	
Misc. expenses	4,786.00	4,613.00	
Office maintenance	9,350.00	40,605.00	
Printing & Stationary	7,037.00	149,285.00	
Professional & audit fees	167,057.00	123,485.00	
Purchase of diary	-	8,147.00	
Staff Hospitality	7,951.00	19,821.00	
Telephone and postage	10,467.00	29,099.00	
Travel to Secretary	99,982.00	57,494.00	
Travel to staff	109,150.00	59,690.00	
Website renewal expenses	14,843.00	21,310.00	
Accommodation/lodging charges	43,840.00	34,635.00	
Office expenses	9,195.00	-	
Building maintenance	2,095.00	-	
Contribution paid for Training/Workshop	-	20,000.00	
Hon. To Accounts Manager	-	15,000.00	
Insurance for motor vehicle/others	101,724.00	74,535.00	
Membership fees paid	25,100.00	9,000.00	
Newspaper & Magazine	-	1,867.00	
Office rent	91,700.00	6,750.00	
Printing & developing Org. Broucher	-	7,000.00	
Professional fees to HR Consultant	-	145,500.00	
Deficit amount of TDS on projects	2,609.00	-	
Validation/Accreditation fees	25,000.00	22,400.00	1,534,652.18
		1,354,114.37	



EXPENSES JAY PRABHA NANHI DUNIYA			
By OVERHEAD COST :-			
Bank Charges	306.35	123.93	
Miscellaneous Expenses	17,865.00	27,755.00	
Printing and Stationary	7,090.00	9,832.00	
Vehicle Running and Maintenance	35,187.00	5,602.00	43,312.93
	<u>60,448.35</u>	<u>5,602.00</u>	
By PERSONNAL COST			
Staff Salary-JPND Ambedkar Nagar	326,200.00	623,950.00	
Staff Salary-JPND Padsara	-	11,550.00	
Staff Salary-JPND Shastrigram	-	6,500.00	642,000.00
	<u>326,200.00</u>	<u>6,500.00</u>	
By PROGRAM COST			
Celebration of Independence Day	2,840.00	1,120.00	
Pasas Bhai Remembrance Day	550.00	350.00	
Fees for Digital Class	125,502.00	-	
Program Activity	3,078.00	17,904.00	19,374.00
	<u>131,970.00</u>	<u>17,904.00</u>	
By Vehicle hire charge		80,000.00	118,324.00
By Interest on Term loan		106,410.00	145,081.00
(II) FOREIGN CONTRIBUTION ACCOUNT			
By OTHER ACTIVITES:			
F.C. General Purpose (Establishment)		560,310.00	133,364.64
By Excess of Income over Expenditure Transferred to Capital Fund			
(A) FOREIGN CONTRIBUTION ACCOUNT		516,891.72	417,976.43
(B) GENERAL ACCOUNT		1,026,685.58	622,396.68
		<u>6,429,206.02</u>	<u>5,620,515.86</u>
TOTAL Rs.		6,429,206.02	5,620,515.86

AUDITOR'S REPORT

"As per our separate report of even date"

.....
CHARTERED ACCOUNTANTS
AUDITOR'S

PLACE: LUCKNOW
DATE: 25.07.2018



S.TULI & Co.

CHARTERED ACCOUNTANTS
8-HALWASIA COURT
HAZRAT GANJ, LUCKNOW

PEOPLE'S ACTION FOR NATIONAL INTEGRATION -PANI

Sai Sadan, Plot No.-530,Near J.B.Polytechnic, Civil Lines, Faizabad - U.P.

CONSOLIDATED BALANCE SHEET AS ON 31.03.2018

LIABILITIES	March 31,2018	March 31,2017
(I) (I) CAPITAL FUND:		
Balance	8,774,321.00	9,696,203.00
Add: Assets transferred from Specific Projects	143,675.00	593,350.00
Add: Assets in Genral A/c	82,546.00	233,860.00
	<u>9,000,542.00</u>	<u>10,523,413.00</u>
Less: Sale Of Fixed Assets During The Year		147,540.00
Less: Depreciation during the year	1,233,688.50	1,601,552.00
	<u>7,766,853.50</u>	<u>8,774,321.00</u>
(II) EAR-MARKED- SPECIFIC PROJECT FUNDS UNDISBURSED:		
Balance	23,071,728.64	25,187,745.07
Add: Project fund Received during the year	44,029,648.00	45,994,268.09
Add: Bank Interest received during the year	1,074,213.25	1,242,637.07
	<u>68,175,589.89</u>	<u>72,424,650.23</u>
Less: Project Fund Disbursed during the year	58,473,874.77	49,352,921.59
	9,701,715.12	23,071,728.64
(III) GENERAL FUND:		
Balance	2,456,390.70	1,966,443.02
Add: Excess of Income over expenditure	1,026,685.58	622,396.68
Add: TDS Transferred From Project	-	101,411.00
	<u>3,483,076.28</u>	<u>2,690,250.70</u>
Less: Assets transferred to Capital Fund	82,546.00	233,860.00
	3,400,530.28	2,456,390.70
P.N.B TERM LOAN A/C NO.- 612900NG00000065		
Balance	436,233.00	530,651.00
Less: Paid during the year	94,027.00	94,418.00
	<u>342,206.00</u>	<u>436,233.00</u>
TERM LOAN TO P.N.B. (SWIFT) A/c No NG 47		
Balance	391,810.00	491,400.00
Less: Paid during the year	124,118.00	99,590.00
	<u>267,692.00</u>	<u>391,810.00</u>
TERM LOAN TO P.N.B. (SCHOOL BUS) A/c No 019400NG09001962		
Balance	455,206.00	595,117.00
Less: Paid during the year	155,445.00	139,911.00
	<u>299,761.00</u>	<u>455,206.00</u>
LIBILITIES OF JPND		
Sundry Creditors	30,498.00	30,498.00
Staff Salary Payble	169,600.00	169,600.00
Loan From Sri Bharat Bhushan Ji	30,000.00	30,000.00
	<u>230,098.00</u>	<u>230,098.00</u>
Less Paid During The Year	230,098.00	-
	<u>230,098.00</u>	<u>230,098.00</u>
CURRENT LIABILITIES/SUNDRY CREDITORS		
Balance as on 01.04.2017	386,726.00	-
TI Project	-	16,333.00
Childline Foundation Project	157,808.00	370,393.00
	<u>544,534.00</u>	<u>386,726.00</u>
Less Paid During The Year	450,393.00	-
	<u>94,141.00</u>	<u>386,726.00</u>



(II) FOREIGN CONTRIBUTION ACCOUNT

(I) CAPITAL FUND:

Balance	5,747,148.00		5,983,312.00	
Add: Assets transferred from Specific Projects	690,471.00		747,949.00	
Add: Assets in Genral A/c	-		-	
	<u>6,437,619.00</u>		<u>6,731,261.00</u>	
Less: Depreciation during the year	1,000,229.00	5,437,390.00	984,113.00	5,747,148.00

(II) EAR-MARKED- SPECIFIC PROJECT FUNDS

UNDISBURSED:

Balance	14,910,386.45		24,343,575.67	
Add: Project fund Received during the year	56,958,059.67		50,106,575.96	
Add: Bank Interest received during the year	509,484.34		703,854.00	
	<u>72,377,930.46</u>		<u>75,154,005.63</u>	
Less: Project Fund Disbursed during the year	65,703,590.55	6,674,339.91	60,243,619.18	14,910,386.45

(III) GENERAL FUND:

Balance	1,024,052.90		481,805.47	
Add: Excess of Income over expenditure	516,891.72		417,976.43	
Add: TDS on Grant From Specific Project	-		127,132.00	
	<u>1,540,944.62</u>		<u>1,026,913.90</u>	
Less: Income Tax TDS General A/c	-	1,540,944.62	2,861.00	1,024,052.90

TOTAL Rs.

35,525,573.43

57,884,100.69

ASSETS

March 31,2018

March 31,2017

(I) GENERAL ACCOUNT

ASSETS

FIXED ASSETS

(At cost less depreciation

(Asper scheduled)

7,766,853.50

8,774,321.00

INCOME TAX TDS:

Balance	1,395,346.00		1,473,376.00	
Add :Deducted during the year	115,734.00		215,470.00	
Add :TDS Transferred from F.C A/c	-		2,861.00	
	<u>1,511,080.00</u>		<u>1,691,707.00</u>	
Less:Received during the year	626,375.00	884,705.00	296,361.00	1,395,346.00

LOAN TO PAHEL

Balance	729,441.40		979,441.40	
Less:Repayment during the year	250,000.00	479,441.40	250,000.00	729,441.40

SUNDRY DEBTORS

Child Line Project	34,713.00		866.00	
Leep India	-		10,000.00	
Saksham Project	-	34,713.00	78,360.00	89,226.00

(II) FOREIGN CONTRIBUTION ACCOUNT

FIXED ASSETS :

(At Cost Less Depreciation)

(As per Schedule)

5,437,390.00

5,747,148.00

CURRENT ASSETS :

Security Deposit (Telephone)

Balance		15,000.00		15,000.00
---------	--	-----------	--	-----------

INCOME TAX (T.D.S.)

Balance	202,374.00		78,103.00	
Add: Deducted during the year	-		127,132.00	
	<u>202,374.00</u>		<u>205,235.00</u>	

Less:Income Tax TDS Transferred to General account	-	202,374.00	2,861.00	202,374.00
--	---	------------	----------	------------



CLOSING BALANCES

(As per books of accounts)

Cash in Hand	82,386.36		82,216.36	
Cash in Hand with Projects (As per List)	9,867,224.12		23,447,903.64	
Cash at Bank & Autosweep (As Per List)	8,529,086.26		16,620,764.15	
With PNB SB A/c No.- 019400010000346589(IPND)	98,620.79		63,331.14	
Imprest with projects (as per list)	65,260.00		67,179.00	
FDR with P.N.B (As per List)	2,062,519.00	20,705,096.53	649,850.00	40,931,244.29

TOTAL Rs.

35,525,573.43

57,884,100.69

AUDITOR'S REPORT

"As per our separate report of even date"



.....
**CHARTERED ACCOUNTANTS
AUDITORS**

PLACE: LUCKNOW
DATE: 25.07.2018

(Blom)




PEOPLE'S ACTION FOR NATIONAL INTEGRATION – PANI

530, Sai Sadan, Civil Lines , Near J.B.Polytechnic, Faizabad - U.P.

GENERAL ACCOUNT

SCHEDULE OF FIXED ASSETS AS ON 31.03.2018

S.NO	PARTICULARS	RATE OF DEPRECIATION	W.D.V.AS ON 01.04.2017	ADDITIONS		SALE/Write-UP	TOTAL	DEPRECIATION	W.D.V.AS ON 31.03.2018
				UP TO 30.09.2017	AFTER 30.09.2017				
A	GENERAL MAIN								
1	Land	-	56,250.00	-	-	-	56,250.00	-	56,250.00
2	Building	10%	1,875,025.00	-	-	-	1,875,025.00	187,503	1,687,522.00
3	Construction of Workshed	10%	36,577.00	-	-	-	36,577.00	3,658	32,919.00
4	Furniture & Fixture	10%	93,522.00	-	-	-	93,522.00	9,352	84,170.00
5	Bedding and Linen	15%	55,610.00	-	-	-	55,610.00	8,342	47,268.00
6	Utensils	15%	11,300.00	7,210.00	-	-	18,510.00	2,777	15,733.00
7	Gas connection	15%	3,792.00	-	-	-	3,792.00	569	3,223.00
8	Mini School Bus	15%	1,108,179.00	-	-	-	1,108,179.00	166,227	941,952.00
9	Motor Vehicle	15%	1,262,143.00	-	-	-	1,262,143.00	189,321	1,072,822.00
10	Office Equipment	15%	16,677.00	11,060.00	-	-	27,737.00	4,161	23,576.00
11	Generator	15%	39,064.00	-	-	-	39,064.00	5,860	33,204.00
12	Electricity Equipment	15%	11,288.00	-	-	-	11,288.00	1,693	9,595.00
13	Motor cycle	15%	7,970.00	-	-	-	7,970.00	1,196	6,774.00
14	Cycle	15%	2,651.00	-	-	-	2,651.00	398	2,253.00
15	Camera	15%	9,891.00	-	-	-	9,891.00	1,484	8,407.00
16	Invertor	15%	3,769.00	26,200.00	-	-	29,969.00	4,495	25,474.00
17	Fax Machine	15%	1,043.00	-	-	-	1,043.00	156	887.00
18	Vision Centre Equipment	15%	1,789.00	-	-	-	1,789.00	268	1,521.00
19	Blind student learning material	15%	6,037.00	-	-	-	6,037.00	906	5,131.00
20	Air Conditioner	15%	121,388.00	-	-	-	121,388.00	18,208	103,180.00
21	Celluler (Mobile)	15%	19,329.00	-	-	-	19,329.00	2,899	16,430.00
22	Water cooler	15%	12,067.00	-	8,700.00	-	20,767.00	2,463	18,304.00
23	Xerox Machine	15%	212,510.00	-	-	-	212,510.00	31,877	180,633.00
24	Computer	40%	290.00	-	-	-	290.00	116	174.00
25	Tally Software	40%	18.00	-	-	-	18.00	7	11.00
26	Micro Finance Software	40%	21.00	-	-	-	21.00	8	13.00
27	Laptop	40%	10,026.00	-	-	-	10,026.00	4,010	6,016.00
28	LCD Projector	15%	87,509.00	-	-	-	87,509.00	13,126	74,383.00
29	Bio Matric Machine	15%	20,060.00	29,376.00	-	-	49,436.00	7,415	42,021.00
30	CCTV Camera	15%	56,776.00	-	-	-	56,776.00	8,516	48,260.00
	TOTAL (A)		5,142,571.00	73,846.00	8,700.00	-	5,225,117.00	677,011.00	4,548,106.00
B.i	MIGRATION								
1	Furniture	10%	18,733.00	-	-	-	18,733.00	1,873	16,860.00
2	Motorcycle	15%	53,775.00	-	-	-	53,775.00	8,066	45,709.00



3	Desktop Computer with Printer	40%	970.00	-	-	-	970.00	388	582.00
B.ii	ERW - II PHASE							-	
1	Table and Chair	10%	21,144.00	-	-	-	21,144.00	2,114	19,030.00
2	Almirah	10%	5,079.00	-	-	-	5,079.00	508	4,571.00
3	Fan,Cooler & Small Office Equipment	15%	13,105.00	-	-	-	13,105.00	1,966	11,139.00
4	Generator	15%	15,350.00	-	-	-	15,350.00	2,303	13,047.00
5	Digital camera	15%	3,507.00	-	-	-	3,507.00	526	2,981.00
6	Motorcycle	15%	37,418.00	-	-	-	37,418.00	5,613	31,805.00
7	LCD Projector	15%	24,703.00	-	-	-	24,703.00	3,705	20,998.00
8	Laptops	40%	271.00	-	-	-	271.00	108	163.00
9	Desktop Computer with Printer	40%	87.00	-	-	-	87.00	35	52.00
B.iii	ERW - II PHAS (BHITI)							-	
1	Laptop Computer & Printer	40%	100.00	-	-	-	100.00	40	60.00
B.iv	SUJALAM SUFALAM (FASAL PROJECT)							-	
1	Almirha & Chair	10%	11,922.00	75,125.00	-	-	87,047.00	8,705	78,342.00
2	Camera	15%	4,511.00	-	-	-	4,511.00	677	3,834.00
3	Invertor with Battry	15%	69,934.00	-	36,000.00	-	105,934.00	13,190	92,744.00
4	Laptop	40%	35,696.00	-	-	-	35,696.00	14,278	21,418.00
5	Printer	40%	5,546.00	-	7,850.00	-	13,396.00	3,788	9,608.00
6	Computer	40%	17,477.00	-	24,700.00	-	42,177.00	11,931	30,246.00
7	Hard Disk	40%	4,368.00	-	-	-	4,368.00	1,747	2,621.00
8	Furniture & Fixture	10%	67,612.00	-	-	-	67,612.00	6,761	60,851.00
B.v	SUJALAM SUFALAM (FASAL PUREDELAI)							-	
1	Office Furniture & Equipment	10%	6,244.00	-	-	-	6,244.00	624	5,620.00
2	Digital Camera	15%	3,201.00	-	-	-	3,201.00	480	2,721.00
3	Internet Data card	40%	11.00	-	-	-	11.00	4	7.00
4	Laptop with Printer	40%	280.00	-	-	-	280.00	112	168.00
B.vi	HEALTH PROJECT							-	
	For Resource Hub							-	
1	Office Furniture	10%	51,176.00	-	-	-	51,176.00	5,118	46,058.00
2	LCD Projector	15%	58,956.00	-	-	-	58,956.00	8,843	50,113.00
3	Laptops	40%	2,693.00	-	-	-	2,693.00	1,077	1,616.00
4	Laptop/Desktop Computer	40%	1,862.00	-	-	-	1,862.00	745	1,117.00
	For Direct Implementation							-	
1	Office Furniture	10%	6,561.00	-	-	-	6,561.00	656	5,905.00
2	Cycle	15%	7,896.00	-	-	-	7,896.00	1,184	6,712.00
3	Scooty / Motorcycle	15%	26,462.00	-	-	-	26,462.00	3,969	22,493.00
4	Laptop/Desktop Computer	40%	1,280.00	-	-	-	1,280.00	512	768.00
5	Small Pico Projector	40%	9,415.00	-	-	-	9,415.00	3,766	5,649.00
B.vii	IILD PROJECT							-	
1	Office furniture	10%	12,631.00	-	-	-	12,631.00	1,263	11,368.00



2	Video Camera	15%	68,626.00	-	-	-	68,626.00	10,294	58,332.00
3	Cycle	15%	38,060.00	-	-	-	38,060.00	5,709	32,351.00
4	Pico Projector	40%	21,588.00	-	-	-	21,588.00	8,635	12,953.00
5	Laptop	40%	1,335.00	-	-	-	1,335.00	534	801.00
6	Desktop Computer with Printer	40%	2,119.00	-	-	-	2,119.00	848	1,271.00
B.viii	SPEED PROJECT								
1	Tables	10%	3,805.00	-	-	-	3,805.00	381	3,424.00
2	Display Board	10%	1,804.00	-	-	-	1,804.00	180	1,624.00
3	Chairs	10%	3,543.00	-	-	-	3,543.00	354	3,189.00
4	Printer (Canon)	40%	470.00	-	-	-	470.00	188	282.00
B.ix	FASAL -II (HUF)								
1	Furniture & Fixture	10%	49,540.00	-	-	-	49,540.00	4,954	44,586.00
2	Pico Projector	15%	918,031.00	-	-	-	918,031.00	137,705	780,326.00
3	Desktop Computer	40%	3,931.00	-	-	-	3,931.00	1,572	2,359.00
4	Laptop	40%	9,576.00	-	-	-	9,576.00	3,830	5,746.00
5	Printer	40%	1,663.00	-	-	-	1,663.00	665	998.00
6	Inverter with Battery	15%	48,118.00	-	-	-	48,118.00	7,218	40,900.00
7	Bi-cycle	15%	35,674.00	-	-	-	35,674.00	5,351	30,323.00
8	Video Comera	15%	82,906.00	-	-	-	82,906.00	12,436	70,470.00
B.x	EAG Project								
1	Furniture & Fixtures	10%	129,607.00	-	-	-	129,607.00	12,961	116,646.00
2	Electrical Equipments	15%	37,050.00	-	-	-	37,050.00	5,558	31,492.00
3	Camera	15%	21,675.00	-	-	-	21,675.00	3,251	18,424.00
4	Computer	40%	21,432.00	-	-	-	21,432.00	8,573	12,859.00
5	Printer	40%	2,400.00	-	-	-	2,400.00	960	1,440.00
6	Data Card	40%	784.00	-	-	-	784.00	314	470.00
7	Solar Inverter Set (1KW)	15%	97,338.00	-	-	-	97,338.00	14,601	82,737.00
8	Bicycle	15%	63,724.00	-	-	-	63,724.00	9,559	54,165.00
B.xi	ABF Prog. (Saksam Project)								
1	Meeting Table & Chair	10%	10,988.00	-	-	-	10,988.00	1,099	9,889.00
2	Almirah	10%	29,549.00	-	-	-	29,549.00	2,955	26,594.00
3	Chair	10%	23,269.00	-	-	-	23,269.00	2,327	20,942.00
4	Table	10%	29,087.00	-	-	-	29,087.00	2,909	26,178.00
5	Notice Board	10%	4,593.00	-	-	-	4,593.00	459	4,134.00
6	White Board	10%	4,593.00	-	-	-	4,593.00	459	4,134.00
7	Mobile	15%	106,207.00	-	-	-	106,207.00	15,931	90,276.00
8	Fan	15%	8,453.00	-	-	-	8,453.00	1,268	7,185.00
9	Inverter & Battery	15%	28,539.00	-	-	-	28,539.00	4,281	24,258.00
10	Wall Clock	15%	715.00	-	-	-	715.00	107	608.00
11	Watter Purit	15%	5,708.00	-	-	-	5,708.00	856	4,852.00
12	Net Setter	40%	1,581.00	-	-	-	1,581.00	632	949.00
13	Desktop	40%	14,280.00	-	-	-	14,280.00	5,712	8,568.00
14	Pen Drive	40%	312.00	-	-	-	312.00	125	187.00



B/B/2/44



15	Antevirus	40%	384.00	-	-	-	384.00	154	230.00
16	Printer	40%	2,032.00	-	-	-	2,032.00	813	1,219.00
B.xii Child Line Foundation Project									
1	Furniture & Equipments	10%	21,033.00	-	-	-	21,033.00	2,103	18,930.00
2	Computer , Web Cam & UPS	40%	12,530.00	-	-	-	12,530.00	5,012	7,518.00
B.xiii CDLC Project									
1	C.2 Basic Office Furniture	10%	120,721.00	-	-	-	120,721.00	12,072	108,649.00
2	C.3 Electrical equipments	15%	37,277.00	-	-	-	37,277.00	5,592	31,685.00
3	C.4 Laptop	40%	92,680.00	-	-	-	92,680.00	37,072	55,608.00
4	C.5 Desktop Computer	40%	31,360.00	-	-	-	31,360.00	12,544	18,816.00
5	C.6 Printer	40%	20,720.00	-	-	-	20,720.00	8,288	12,432.00
6	C.7 Camera	15%	26,825.00	-	-	-	26,825.00	4,024	22,801.00
B.xiv Community Health Care Service Service Delivery Program									
	Laptop	40%	24,150.00	-	-	-	24,150.00	9,660	14,490.00
TOTAL (B)			2,922,361.00	75,125.00	68,550.00	-	3,066,036.00	509,760.00	2,556,276.00
C JPND									
1	Building	10%	469,191.00	-	-	-	469,191.00	46,919	469,191.00
2	Digital class machine	15%	240,198.00	-	-	-	240,198.00	36,030	193,279.00
TOTAL (C)			709,389.00	-	-	-	709,389.00	46,919.00	662,470.00
TOTAL (A) + (B)+ (C)			8,774,321.00	148,971.00	77,250.00	-	9,000,542.00	1,233,690.00	7,766,852.00

13/11/2014



PEOPLE'S ACTION FOR NATIONAL INTEGRATION – PANI

530, Sai Sadan, Civil Lines , Near J.B.Polytechnic, Faizabad - U.P.

GENERAL ACCOUNT

LIST OF BANK AND CASH BALANCES OF PROJECT ACCOUNT AS ON 31.03.2018

SL.NO.	PARTICULARS	CASH	BANK	ADVANCE FROM GENERAL AC	TOTAL	LESS LIABILITIES	LESS ADVANCES	TOTAL
1	Trageted Intervention Project	9,829.00	3,494.50	56,628.00	(43,304.50)	16,333.00	-	(59,637.50)
2	COMMUNITY HEALTH PROJECT	-	-		-	-	-	-
3	Community Health Care Service Delivery Program	14,475.00	441,276.65		455,751.65	-	-	455,751.65
4	Empowering Adolescent Girls - EAG	3,739.00	6,407,035.22	-	6,410,774.22	-	-	6,410,774.22
5	Sujalam Sufalam Inintiative	14,715.00	2,771,623.54		2,786,338.54	-	-	2,786,338.54
6	DELPHI	-	-		-	-	-	-
7	ABF Program (SAKSHAM PROJECT)	-	1719.00		1,719.00	-	-	1,719.00
8	IFLD (NFC).	513.00	9,341.94		9,854.94	-	-	9,854.94
9	HRDP/CDLC	12,995.00	107,874.12		120,869.12	-	-	120,869.12
10	Agarwal Gyan Kendra-AGK (LC)	386.00	111,550.00		111,936.00	-	-	111,936.00
11	Migration Project (Local Contribution	-	-		-	-	-	-
12	Childline Foundation Project	8,608.00	13,309.15		21,917.15	157,808.00	-	(135,890.85)
13	Education scholarship program for Azamgarh girls	-	-		-	-	-	-
14	Capacity Building Initiative for Tribal Youth	-	-		-	-	-	-
	Total (Rs.)	65,260.00	9,867,224.12	56,628.00	9,875,856.12	174,141.00	-	9,701,715.12



PEOPLE'S ACTION FOR NATIONAL INTEGRATION – PANI
530, Sai Sadan, Civil Lines , Near J.B.Polytechnic, Faizabad - U.P.

GENERAL ACCOUNT

PROJECT WISE DETAILS OF GENERAL CONTRIBUTION FOR THE YEAR ENDING 31.03.2018

S.NO.	PARTICULARS	PREVIOUS BALANCE	Advance/Grand REFUNT	GRANTS	INTEREST & OTHER RECEIPTS	TOTAL	UTILISED	REFUND/LIABILITIES	CLOSING BALANCE
1	Trageted Intervention Project	(59,637.50)				(59,637.50)	-	-	(59,637.50)
2	COMMUNITY HEALTH PROJECT	248,297.07		-	2,219.75	250,516.82	246,219.93	4,296.89	0.00
3	Community Health Care Service Delivery Program	984,402.54		2,873,000.00	54,980.75	3,912,383.29	3,456,631.64		455,751.65
4	Empowering Adolescent Girls - EAG	7,042,994.89	31,500.00	13,643,009.00	532,608.00	21,250,111.89	14,839,337.67		6,410,774.22
5	Sujalam Sufalam Inintiative	13,422,146.79		5,300,000.00	426,878.75	19,149,025.54	16,362,687.00		2,786,338.54
6	Childline Foundation Project	(342,750.50)	-	1,233,247.00	19,943.00	910,439.50	1,046,330.35	-	(135,890.85)
7	Education scholarship program for Azamgarh girls	56,217.00		535,100.00		591,317.00	471,075.00	120,242.00	-
8	IFLD Project	32,273.75		3,969,000.00	12,915.00	4,014,188.75	4,004,333.81		9,854.94
9	CDLC/HRDP	1,557,462.60		9,639,538.00		11,197,000.60	11,076,131.48		120,869.12
10	ABF Program U.P	59,863.00		4,250,274.00	24,668.00	4,334,805.00	3,986,175.00	346,911.00	1,719.00
11	PAID RP DI Mawai & Amaniganj(Local Contribution)			553,050.00		553,050.00	553,050.00		-
12	Airfrance/KLM Scholarship Program					-			-
13	Capacity Building Initiative for Tribal Youth	54,000.00		749,395.00		803,395.00	803,395.00		-
14	PAID RP PSU (Local Contribution)					-			-
15	Food Climate Change & Sustainable Development Dev. (Local Contribution)			98,135.00		98,135.00	98,135.00		-
16	CDLC/HRDP Project (Local Contribution)			1,002,500.00		1,002,500.00	1,002,500.00		-
17	AGK (Local Contribution)	16,459.00		151,900.00		168,359.00	56,423.00		111,936.00
	TOTAL (Rs.)	23,071,728.64	31,500.00	43,998,148.00	1,074,213.25	68,175,589.89	58,002,424.88	471,449.89	9,701,715.12

Bhuvan



PEOPLE'S ACTION FOR NATIONAL INTEGRATION – PANI
530, Sai Sadan, Civil Lines , Near J.B.Polytechnic, Faizabad - U.P.

LIST OF BANK BALANCES AS ON 31.03.2018

S.NO. PARTICULARS	Project	General
1 With SBI SB A/c No.- 01170088076	-	1,600.00
2 With PNB SB A/c No.- 0194000100204511	111,550.00	497,326.30
3 With PNB SB A/c No.- 01940001100477748	-	8,417.79
4 With PNB SB A/c No.- 6129000100004546	2,771,623.54	2,293.15
5 With PNB SB A/c No.- 6129000100011047	-	1,110.94
6 With AXIS Bank Ltd. SB A/c No.- 377010100018601	-	11,525.51
7 With AXIS Bank Ltd. SB A/c No.-911010022762164	1,719.00	31,625.98
8 With FKGB C/a No.- 8121	-	5,513.00
9 With PNB SB A/c No.- 019400110028345	-	-
10 With PNB SB A/c No.- 6129000100014813	-	11,758.42
11 With PNB SB A/c No.- 6129000100016389	441,276.65	-
12 With OBC SB A/c No.- 08052151014459	-	1,475.00
13 With PNB SB A/c No.- 6129000100019067	-	-
14 Merged with BOB S.B. A/c22260100008731	3,494.50	32,320.50
15 With P.N.B. S.B. A/c No.6129000100023422	6,407,035.22	-
16 With BOB SB A/c No.-22260100004700	13,309.15	-
17 With PNB SB A/c No.- 6129000100028366	9,341.94	-
18 With HDFC C/A No.- 50200021438992	107,874.12	5,000.00
	9,867,224.12	609,966.59



PEOPLE'S ACTION FOR NATIONAL INTEGRATION-PANI

Sai sadan, plot No.530, Near J.B. Polytechnic, Civil lines, Faizabad-U.P.

GENERAL ACCOUNT

LIST OF FDR DETAIL WITH PNB AS ON 31.03.2018

S.No.	FDR NO	DATE	AMOUNT	MATURITY AMOUNT	DUE DATE
1	0194000DPU0002927		350,000.00	-	-
2	Flexi RD 6129000760003794 FDR with PNB A/c		492,519.00	-	-
3	No.0194000100346589		20,000.00	-	-
4	6129000P00007681		200,000.00		29.05.2018
5	612900DP00007672		300,000.00	321,242.00	29.05.2018
6	6129000DP00008273		300,000.00	321,242.00	28.06.2018
7	6129000DP00008316		400,000.00	428,322.00	29.06.2018
			2,062,519.00		



People's Action For National Integration-PANI

530, Civil Lines Near J.B.Polytechnic Faizabad

'GENERAL ACCOUNT'

BANK RECONCILIATION STATEMENT WITH P.N.B.S.B. A/C NO.0194000100204511

AS ON 31.03.2018

				<u>AMOUNT(Rs.)</u>
BALANCE AS PER LEDGER				608,876.30
ADD: Cheque issued but not yet presented for payment				
<u>DATE</u>	<u>CHEQUE NO.</u>	<u>RELATED HEAD</u>	<u>AMOUNT(Rs.)</u>	
31.03.2018	,025868	Paid ERW LC	26,880.00	
31.03.2018	,025869	Salary to staff	54,331.00	
31.03.2018	,025870	Salary to staff	32,796.00	114,007.00
Less Cheque deposited but not credited by bank yet				
28.03.2018	229016	AGK	4,050.00	
31.03.2018	198551	Fasal-II	19,114.00	
31.03.2018	,025708	ICDI	48.00	
31.03.2018	161068	EAG	81,463.00	
31.03.2018	467639	Hub-II	64,519.00	
31.03.2018	380854	FCDI	51,537.00	
31.03.2018	,000254	CDLC	126,029.00	
31.03.2018	979509	IFLD	51,846.00	
31.03.2018	729785	PANI-2880	29,540.00	
31.03.2018	,000390	Child Line	4,354.00	
31.03.2018	229018	AGK	6,069.00	
31.03.2018	980286	SS Project	30,693.00	
31.03.2018	980281	SS Project	52,320.00	
31.03.2018	750948	BCPH	10,000.00	531,582.00

Balance as per Bank Statement

191,301.30

Prepared By

Reviewed By




People's Action for National Integration - (PANI)

530 , Sai Sadan , Civil Lines , Near J.B. Polytechnic, Civil Lines, Faizabad U.P. 224001

"FOREIGN CONTRIBUTION ACCOUNT"

SCHEDULE OF FIXED ASSETS AS ON 31.03.2018

S.NO	PARTICULARS	RATE OF DEPRECIATION	W.D.V.AS ON 01.04.2017	ADDITIONS		Transfer & Write off	TOTAL	DEPRECIATION	W.D.V.AS ON 31.03.2018
				UP TO 30.09.2017	AFTER 30.09.2017				
1	Building	10%	1,076,983.00		-	-	1,076,983.00	107,698	969,285.00
2	Furniture and Fixtures	10%	551,229.00	143,254.00	31,728.00		726,211.00	71,035	655,176.00
3	Utensiles	15%	5,841.00				5,841.00	876	4,965.00
4	Motorcycle & Moped	15%	431,783.00	67,249.00			499,032.00	74,855	424,177.00
5	Ambulance	15%	7,280.00				7,280.00	1,092	6,188.00
6	Generator & Invertor	15%	238,569.00				238,569.00	35,785	202,784.00
7	Ava Equipment	15%	12,470.00				12,470.00	1,871	10,599.00
8	Bicycle	15%	3,537.00				3,537.00	531	3,006.00
9	Vehicle	15%	265,830.00				265,830.00	39,875	225,955.00
10	Mobile Exhibition Materials	15%	1,096.00				1,096.00	164	932.00
11	Telecommunication Equipments	15%	4,467.00				4,467.00	670	3,797.00
12	Ceiling Fan	15%	3,957.00				3,957.00	594	3,363.00
13	Camera	15%	88,485.00	58,750.00	23,600.00		170,835.00	23,855	146,980.00
14	Office Equipments	15%	20,407.00				20,407.00	3,061	17,346.00
15	Electrical Equipments	15%	76,121.00				76,121.00	11,418	64,703.00
16	Room Cooler	15%	1,091.00	11,990.00			13,081.00	1,962	11,119.00
17	Zero Trill Machine	15%	654,611.00				654,611.00	98,192	556,419.00
18	Sprayer	15%	98,875.00				98,875.00	14,831	84,044.00
19	Drip Sprinkler Set	15%	406,707.00				406,707.00	61,006	345,701.00
20	Computers / Laptop	40%	241,317.00	257,700.00	44,000.00		543,017.00	208,407	334,610.00
21	Laser Printer	40%	4,178.00				4,178.00	1,671	2,507.00
22	Micro Finance Software	40%	102.00				102.00	41	61.00
23	Tally Software	40%	6,162.00				6,162.00	2,465	3,697.00
24	Paddy Transplanter	15%	307,179.00				307,179.00	46,077	261,102.00
25	Power reper	15%	186,916.00				186,916.00	28,037	158,879.00
26	Zero Tillage equipment	15%	722,355.00				722,355.00	108,353	614,002.00
27	Multy crop power Thresher Tractor	15%	171,413.00				171,413.00	25,712	145,701.00
28	Paddy Thresher winowerset with engine	15%	89,481.00				89,481.00	13,422	76,059.00
29	Mobile Tab	15%	4,696.00				4,696.00	704	3,992.00
30	Invertor & Battery	15%	64,010.00	32,700.00	19,500.00		116,210.00	15,969	100,241.00
	TOTAL (RS.)		5,747,148.00	571,643.00	118,828.00	-	6,437,619.00	1,000,229.00	5,437,390.00



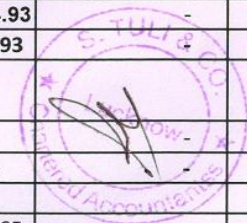
People's Action for National Integration - (PANI)

530, Sai Sadan Near J.B. Polytechnic, Civil Lines, Faizabad - U.P.

" FOREIGN CONTRIBUTION ACCOUNT "

PROJECT WISE DETAILS OF FOREIGN CONTRIBUTION FOR THE YEAR ENDING 31.03.2018

S.NO	PARTICULARS	PRIVIOUS BALANCE	REFUND/TRAN SFER/LIABILITIES	FOREIGN CONTRIBUTIONS	INTEREST & OTHER RECEIPTS	TOTAL	UTILISED	REFUND TO FUNDING AGENCY	REFUND/TRAN SFER	CLOSING BALANCE
	AGRICULTURAL ACTIVITY					-				-
1	IFLD Project									
2	FASAL - II project	9,481,688.07		20,060,010.00	220,947.37	29,762,645.44	24,842,223.00	-	271,586.00	4,648,836.44
3	ABF Prog. (SAKSHAM Project)	158,675.00		-		158,675.00	131,673.00	27,002.00		-
4	IFMR	8,580.00		-		8,580.00		-		8,580.00
	SUB TOTAL	9,648,943.07		20,060,010.00	220,947.37	29,929,900.44	24,973,896.00	27,002.00	271,586.00	4,657,416.44
	RURAL DEVELOPMENT									
1	PAID RP			-		-				
2	PAID ERW	314,690.00	115,367.00	8,650,482.00	36,423.39	9,116,962.39	9,110,548.00			6,414.39
3	CCCDP	3,489,823.74		11,210,271.75	64,330.00	14,764,425.49	12,910,633.43	1,167,218.00	328,723.00	357,851.06
4	Food Climate Change & Sustainable Development Dev.	(1,226.00)		200,900.00		199,674.00	251,800.00			(52,126.00)
5	Market Aligned Skills Training - MAST Program	2,583.00		-		2,583.00			2,583.00	-
6	SPEED Project	742.00		-		742.00		-		742.00
7	Agarwal Gyan Kendra-AGK	48,106.00		1,908,525.00	7,230.24	1,963,861.24	1,532,324.00	-	18,948.00	412,589.24
8	FCDI	-	-	6,479,409.00	132,235.34	6,611,644.34	6,292,013.00		319,631.34	-
9	ICDI	-		1,150,286.00	15.00	1,150,301.00	650,633.20		31,924.00	467,743.80
	SUB TOTAL	3,854,718.74	115,367.00	29,599,873.75	240,233.97	33,810,193.46	30,747,951.63	1,167,218.00	701,809.34	1,193,214.49
	HOLDING OF FREE MEDICAL/HEALTH/FAMILY WELFARE/IMMUNIZATION CAMPS									
2	DAZT Project	1,396.07				1,396.07	14.93			1,381.14
	SUB TOTAL	1,396.07	-	-	-	1,396.07	14.93			1,381.14
	WELFARE/EMPOWERMENT OF WOMEN									
1	AROH Project	(22,269.00)		22,269.00		-				-
	SUB TOTAL	(22,269.00)	-	22,269.00	-	-				-
	WELFARE OF CHILDREN									
1	PANI - 2880 Project	1,427,597.57		7,160,539.92	48,303.00	8,636,440.49	7,773,517.65		40,595.00	822,327.84
	SUB TOTAL	1,427,597.57	-	7,160,539.92	48,303.00	8,636,440.49	7,773,517.65	-	40,595.00	822,327.84
	SUB TOTAL (A)	14,910,386.45	115,367.00	56,842,692.67	509,484.34	72,377,930.46	63,495,380.21	1,194,220.00	1,013,990.34	6,674,339.91
	OTHER ACTIVITIES									
1	F.C. General (Establishment)	806,678.90	1,013,990.34	-	63,211.38	1,883,880.62	444,943.00		115,367.00	1,323,570.62
	SUB TOTAL (B)	806,678.90	1,013,990.34	-	63,211.38	1,883,880.62	444,943.00	-	115,367.00	1,323,570.62
	GRAND TOTAL	15,717,065.35	1,129,357.34	5,842,692.67	572,695.72	74,261,811.08	63,940,323.21	1,194,220.00	1,129,357.34	7,997,910.53



PEOPLE'S ACTION FOR NATIONAL INTEGRATION -PANI

530, Sai Sadan, Civil Lines , Near J.B.Polytechnic, Faizabad - U.P.

" FOREIGN CONTRIBUTION ACCOUNT"

LIST OF CASH & BANK BALANCES WITH PROJECTS AS ON 31.03.2018

S.L	NAME OF PROJECT	CASH	Imprest	P.N.B.S/B A/c No.6129000 100004555	P.N.B.S/B A/c No.61290001 00004564	P.N.B.S/B A/c 019400110079 710	P.N.B.S/B A/c 019400110079 701	P.N.B.S/B A/c0194001002 04539	P.N.B.S/B A/c .612900010002 5615	P.N.B.S/B A/c .612900010002 5606	P.N.B.S/B A/c .612900010003 2642	TOTAL
1	FASAL - II project	5,366.00							4,643,470.44			4,648,836.44
2	ABF Program (SAKSHAM PROJECT)	-								-	-	-
3	PAID ERW	1,764.00			4,650.39							6,414.39
4	CCCDP	16,781.00				341,070.06						357,851.06
5	Food Climate Change & Sustainable Development Development							(52,126.00)				(52,126.00)
6	Market Aligned Skills Training -MAST Program	-										-
7	SPEED Project	332.00			410.00							742.00
8	Zinc ORS Project (CHAI)	-										-
9	DAZT Project				1,381.14							1,381.14
10	AROH Project											-
11	PANI 2880 Project	3,472.00					818,855.84					822,327.84
12	IFMR							8,580.00				8,580.00
13	Agarwal Gyan Kendra-AGK	12,582.00								400,007.24		412,589.24
14	FCDI	-										-
15	ICDI	8,329.00									459,414.80	467,743.80
	Total Rs.(A)	48,626.00	-	-	6,441.53	341,070.06	818,855.84	(43,546.00)	4,643,470.44	400,007.24	459,414.80	6,674,339.91
16	F.C. General (Establishment)	11,218.36				2,500.00	2,500.00	1,297,733.44	4,846.82	4,772.00	-	1,323,570.62
17	F.C. Main	18,946.50						(18,946.50)				-
	Total Rs.(B)	30,164.86	-	-	-	2,500.00	2,500.00	1,278,786.94	4,846.82	4,772.00	-	1,323,570.62
	Grand Total Rs.(A+B)	78,790.86	-	-	6,441.53	343,570.06	821,355.84	1,235,240.94	4,648,317.26	404,779.24	459,414.80	7,997,910.53

Blank

530, CIVIL LINES
PANI
FAIZABAD (U.P.)

S. TULI & CO.
Chartered Accountants

People's Action For National Integration-PANI

530, Civil Lines ,Near J.B.Polytechnic Faizabad
FOREIGN CONTRIBUTION ACCOUNT

BANK RECONCILIATION STATEMENT WITH P.N.B.S.B. A/C NO.0194000100204539

AS ON 31.03.2018

				<u>AMOUNT(Rs.)</u>
BALANCE AS PER LEDGER				1,235,240.94
ADD: Cheque issued but not yet presented for payment				
DATE	CHEQUE NO.	RELATED HEAD	AMOUNT(Rs.)	
31.03.2018	750954	Food climate change ,FC gen.	43,528.00	
31.03.2018	750948	Food climate change ,FC gen.	10,000.00	53,528.00
Less Cheque deposited but not credited by bank yet				
31.03.2018	380862	FC Gen.	24,596.00	
31.03.2018	198552	FC Gen.	1,747.00	
31.03.2018	380870	FC Gen.	132,235.34	
31.03.2018	,025707	FC Gen.	31,924.00	
31.03.2018	229019	FC Gen.	6,316.00	196,818.34
Balance as per bank statement				1,091,950.60

Prepared By



Reviewed By



People's Action for National Integration - (PANI)

530 , Sai Sadan , Civil Lines , Near J.B. Polytechnic, Civil Lines, Faizabad U.P. 224001

"FOREIGN CONTRIBUTION ACCOUNT"

LIST OF ASSETS PURCHASED IN THE PROJECTS DURING THE YEAR ENDING 31.03.2018

S.NO	NAME OF ASSETS	UPTO September 2017	AFTER September 2017	TOTAL
	FCDI			
1	Office Furniture	121,785.00		121,785.00
2	Motorcycle	67,249.00		67,249.00
3	Laptops	44,800.00		44,800.00
4	Computer and Printer with Scanner	59,700.00		59,700.00
5	Video graphy Camera	58,750.00		58,750.00
6	Inverter	32,700.00		32,700.00
	AGK			
7	Cooler	11,990.00		11,990.00
8	Destop and Laptop	153,200.00		153,200.00
9	Furniture	21,469.00		21,469.00
	ICDI			
10	Laptop computer		44,000.00	44,000.00
11	Basic office furniture		31,728.00	31,728.00
12	Inverter with single battery		19,500.00	19,500.00
13	Camera		23,600.00	23,600.00
	TOTAL (RS.)	571,643.00	118,828.00	690,471.00

